

Art Marble Furniture
2020 - 2021

Table of Contents

Company Policy

Page 2

Introduction

Pages 3-4

Tabletops

Pages 5-9

Table Bases

Pages 10-14



Purchasing

Orders may be submitted via fax or email. A confirming acknowledgment will be sent to the purchaser within 24 hours from the time the order is received. If any additional information that is not shown on the purchase order is required, Art Marble Furniture will not ship until that information has been received. Orders may be held for future shipping, if desired. Deposits may be required.

Custom & Special Order Items

Non-stock items will require a **50% non-refundable deposit** prior to order being released to production. Delays in the receipt of deposit could result in delays of shipping. Balance owed will be required in accordance to the terms the purchaser has with Art Marble Furniture. Minimum requirements apply to all custom orders to avoid an up-charge. Purchaser may combine standard items with custom items to reach the minimum requirement.

Shipping

All orders are shipped using the method shown on purchase order, as long as that method is approved by Art Marble Furniture. If no method is stated, the order will be processed using the carrier of Art Marble Furniture's choosing, and the freight charges will be included in the purchaser's invoice. All items purchased from Art Marble Furniture become the responsibility of the consignee at the time items are loaded onto the carrier's trailer at the point of origin.

Upon receipt of goods at the point of delivery, it is the responsibility of the consignee to inspect the shipment for damage, shortages, or any sign of freight neglect. If any of these have occurred, the consignee must note so on the delivery receipt and make the driver aware of the issue(s). Pictures should be taken. **Any concealed damage must be noted within 10 business days.** No replacements or re-imbursements can be provided to the purchaser if these requirements are not performed. **Art Marble Furniture takes no responsibility for replacement of damaged product when any shipping method other than what Art Marble Furniture provides is used.**

Payment


Unless purchaser has been approved by Art Marble Furniture for an open account, payment is required in full prior to order being released for shipping. Purchaser may apply for an open account following their first purchase.

Returns & Cancellations

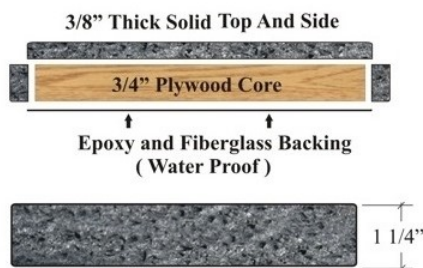
All cancellations must be submitted the same day the order is submitted to Art Marble Furniture to guarantee avoidance of any additional fees. Purchaser is responsible for shipment of returned items. All items will be subject to a 20% re-stocking fee. If any returned item is damaged, has been installed, or is deemed a loss, no credit will be given for that item. If any item is returned in anything other than the original packaging, additional fees may apply. All returns must be received within 30 days of shipping of original order.

Warranty

All products are warrantied to the original purchaser against manufacturing defects for one year from the date of shipment from Art Marble Furniture. Warranty does not cover any item that has been abused, neglected, or misused. Warranty does not cover any incident or consequential damages incurred, such as installation costs. Warranty does not cover staining, fading, cracking, chipping, or any physical damage incurred after installation has taken place. Warranty is voided on any tabletop that does not have the proper base support.



Art Marble Furniture has been providing stone tables for the foodservice and hospitality industries for over 20 years. Our 100,000 square foot warehouse is centrally located in Kansas City, Missouri, offering fast transit times for the entire country. We have a large selection of tabletops and bases available for immediate shipment, allowing us to offer the best lead times possible.



- ◆ **Lighter Weight**
- ◆ **Installation Ready**
- ◆ **Indoor / Outdoor Approved**
- ◆ **Additional Durability**



Our new plant is strategically built in the epicenter of one of the world's largest stone markets. Because of this we are able to offer many different products, at many different costs, to accommodate many different budgets.



Art Marble Furniture was founded on the core values of superb customer service and thorough quality control. These core values continue to be our driving force for growth and improvement as a company today. No purchase is complete until installation has occurred and customer satisfaction has been achieved.



Purchasing furniture can often be one of the more stressful and time consuming tasks on an establishment's list when opening or renovating. We make purchasing fast and simple. You can rest easy knowing purchasing our furniture will be seamless.

Stainless Steel Edge List Pricing

24x30 = \$194.93		24"Rd = \$285.90
30x42 = \$295.65	30x30 = \$243.66	30"Rd = \$324.89
30x48 = \$337.87		36"Rd = \$467.84
30x60 = \$422.35	36x36 = \$304.09	48"Rd = \$831.71
30x72 = \$506.82		54"Rd = \$948.67

Add the above cost to the tabletop of your choosing to find the total tabletop price.






*Adding stainless edges carries a 6-10 week lead time.



**Pair with our
stainless bases to
create the perfect
combination!**




Granite Tabletop List Pricing


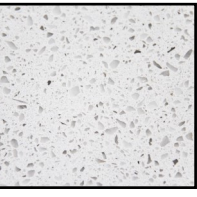
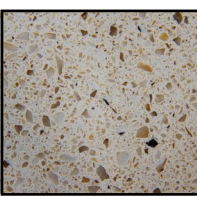
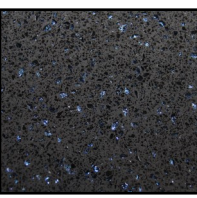
 <p>Uba Tuba</p>	<div> <div>24x30 = \$429.06</div> <div>30x42 = \$804.91</div> <div>30x48 = \$847.20</div> <div>30x60 = \$1,129.25</div> <div>30x72 = \$1,350.28</div> </div> <div> <div>30x30 = \$529.59</div> <div>36x36 = \$804.91</div> </div> <div> <div>24"Rd = \$492.22</div> <div>30"Rd = \$665.32</div> <div>36"Rd = \$881.01</div> <div>48"Rd = \$1,627.55</div> <div>54"Rd = \$2,060.04</div> </div>
 <p>Black Galaxy</p>	<div> <div>24x30 = \$429.06</div> <div>30x42 = \$804.91</div> <div>30x48 = \$847.20</div> <div>30x60 = \$1,129.25</div> <div>30x72 = \$1,350.28</div> </div> <div> <div>30x30 = \$529.59</div> <div>36x36 = \$804.91</div> </div> <div> <div>24"Rd = \$492.22</div> <div>30"Rd = \$665.32</div> <div>36"Rd = \$881.01</div> <div>48"Rd = \$1,627.55</div> <div>54"Rd = \$2,060.04</div> </div>
 <p>Kashmir White</p>	<div> <div>24x30 = \$429.06</div> <div>30x42 = \$804.91</div> <div>30x48 = \$847.20</div> <div>30x60 = \$1,129.25</div> <div>30x72 = \$1,350.28</div> </div> <div> <div>30x30 = \$529.59</div> <div>36x36 = \$804.91</div> </div> <div> <div>24"Rd = \$492.22</div> <div>30"Rd = \$665.32</div> <div>36"Rd = \$881.01</div> <div>48"Rd = \$1,627.55</div> <div>54"Rd = \$2,060.04</div> </div>
 <p>Tan Brown</p>	<div> <div>24x30 = \$429.06</div> <div>30x42 = \$804.91</div> <div>30x48 = \$847.20</div> <div>30x60 = \$1,129.25</div> <div>30x72 = \$1,350.28</div> </div> <div> <div>30x30 = \$529.59</div> <div>36x36 = \$804.91</div> </div> <div> <div>24"Rd = \$492.22</div> <div>30"Rd = \$665.32</div> <div>36"Rd = \$881.01</div> <div>48"Rd = \$1,627.55</div> <div>54"Rd = \$2,060.04</div> </div>
 <p>Giallo Fiorito</p>	<div> <div>24x30 = \$477.32</div> <div>30x42 = \$887.43</div> <div>30x48 = \$934.04</div> <div>30x60 = \$1,253.07</div> <div>30x72 = \$1,503.24</div> </div> <div> <div>30x30 = \$589.14</div> <div>36x36 = \$887.43</div> </div> <div> <div>24"Rd = \$550.88</div> <div>30"Rd = \$741.55</div> <div>36"Rd = \$980.74</div> <div>48"Rd = \$1,812.29</div> <div>54"Rd = \$2,107.42</div> </div>


***These items carry a 6-8 week lead time.**

****Granite tabletops come standard with a bullnose edge.**




Quartz Tabletop List Pricing


 Carrera White	24x30 = \$454.61		24"Rd = \$524.65
	30x42 = \$845.17	30x30 = \$561.07	30"Rd = \$706.25
	30x48 = \$889.56		36"Rd = \$934.04
	30x60 = \$1,193.40	36x36 = \$845.17	48"Rd = \$1,725.98
	30x72 = \$1,431.66		54"Rd = \$2,171.46
 Snow White	24x30 = \$454.61		24"Rd = \$524.65
	30x42 = \$845.17	30x30 = \$561.07	30"Rd = \$706.25
	30x48 = \$889.56		36"Rd = \$934.04
	30x60 = \$1,193.40	36x36 = \$845.17	48"Rd = \$1,725.98
	30x72 = \$1,431.66		54"Rd = \$2,171.46
 Storm Gray	24x30 = \$454.61		24"Rd = \$524.65
	30x42 = \$845.17	30x30 = \$561.07	30"Rd = \$706.25
	30x48 = \$889.56		36"Rd = \$934.04
	30x60 = \$1,193.40	36x36 = \$845.17	48"Rd = \$1,725.98
	30x72 = \$1,431.66		54"Rd = \$2,171.46
 Cambrian Gold	24x30 = \$454.61		24"Rd = \$524.65
	30x42 = \$845.17	30x30 = \$561.07	30"Rd = \$706.25
	30x48 = \$889.56		36"Rd = \$934.04
	30x60 = \$1,193.40	36x36 = \$845.17	48"Rd = \$1,725.98
	30x72 = \$1,431.66		54"Rd = \$2,171.46
 Blue Galaxy	24x30 = \$454.61		24"Rd = \$524.65
	30x42 = \$845.17	30x30 = \$561.07	30"Rd = \$706.25
	30x48 = \$889.56		36"Rd = \$934.04
	30x60 = \$1,193.40	36x36 = \$845.17	48"Rd = \$1,725.98
	30x72 = \$1,431.66		54"Rd = \$2,171.46



Quartz Tabletop List Pricing



Choc. Blizzard



Winter White

24x30 = \$500.06

30x42 = \$929.69

30x48 = \$978.53

30x60 = \$1,312.75

30x72 = \$1,574.84

30x30 = \$617.18

36x36 = \$929.69

24"Rd = \$577.13

30"Rd = \$776.87

36"Rd = \$1,027.45

48"Rd = \$1,898.58

54"Rd = \$2,388.62

24x30 = \$500.06

30x42 = \$929.69

30x48 = \$978.53

30x60 = \$1,312.75

30x72 = \$1,574.84

30x30 = \$617.18

36x36 = \$929.69

24"Rd = \$577.13

30"Rd = \$776.87

36"Rd = \$1,027.45

48"Rd = \$1,898.58

54"Rd = \$2,388.62

***These items carry a 6-8 week lead time.**

****Quartz tabletops come standard with an eased edge.**

If you don't see the size, edge, or color you are interested in, please call. We can create almost any custom pieces. We can also source hundreds of other stones from around the world.



Tabletop Installation & Maintenance

Instructions

Tabletop Installation

- 1) Flip your tabletop on its top side. Be sure to use a soft surface to protect your tabletop.
- 2) Mount your base wherever you like, as long as you are at least 2" from the edges.
- 3) Using a wood screw that goes into the tabletop no more than $\frac{3}{4}$ ", screw directly into the holes provided on your mounting plate.

DO NOT PREDRILL!

- 4) Repeat step 3 until all holes in every mounting plate are used.
- 5) Installation is complete.

Tabletop Cleaning & Maintenance

Granite -

Mild soap and water works best for daily cleaning. If you must use sanitizer, use a 50:50 solution of water and 91% isopropyl alcohol.

Re-sealing every 3-4 months will keep your granite looking new for years. Granite sealant can be purchased at almost any hardware store and the process is very simple.

Quartz -

Mild soap and water works best for daily cleaning. If you must use sanitizer, use a 50:50 solution of water and 91% isopropyl alcohol.

No monthly maintenance is required for quartz as it is non-porous. Clorox Bleach Wipes or a Mr. Clean Magic Eraser works best for any tough build up that may occur.

Indoor / Outdoor Table Base List Pricing

IN STOCK - IMMEDIATE SHIPMENT

STAINLESS STEEL

<u>Model #</u>	<u>Price</u>
SS14-17D	\$232.54
SS14-17H	\$275.01
SS14-23D	\$320.68
SS14-23H	\$392.15
SS14-28D	\$748.85
SS15-7D	\$249.82
SS15-7H	\$285.28
SS05-17D	\$275.01
SS05-17H	\$304.59
SS05-23D	\$375.57
SS05-23H	\$410.03

All stainless bases are manufactured from #304 grade stainless steel.

SS14 & SS15 = Polished Stainless SS05 = Brushed Stainless

CAST IRON

<u>Model #</u>	<u>Price</u>
B10-0522J	\$74.93
B10-0522H	\$92.27
Z14-22D	\$204.96
Z14-22H	\$231.01
Z14-28D	\$362.44
CA18-24D	\$200.13
CA18-27H	\$277.32
CA28-34D	\$277.32

All cast iron bases are manufactured with a black powder coat finish.

B10 & Z14 = Semi-Gloss CA = Matte-Black

Key

J & D = Dining Height H = Bar Height

Cast Iron Base Specifications

B10 Series



Model # : B10-0522J
Weight : 18lbs
Height : 28.75"
Foot : 5"x22"
Levelers : 2
Column Dimensions : 3"
Mounting Plate : 12"x12"

Model # : B10-0522H
Weight : 20lbs
Height : 40.75"
Foot : 5"x22"
Levelers : 2
Column Dimensions : 3"
Mounting Plate : 12"x12"

CA Series



Model #: CA18-24D
Weight : 46lbs
Height : 28.75"
Floor Spread : 16.5"
Corner to Corner Floor Spread : 24"
Levelers : 4
Tabletop Mounting Surface : 13"x13"

Model #: CA18-27H
Weight : 66lbs
Height : 40.75"
Floor Spread : 20"
Corner to Corner Floor Spread : 27"
Levelers : 4
Tabletop Mounting Surface : 13"x13"

Z14 Series



Model # : Z14-22D
Weight : 35lbs
Height : 28.75"
Base Plate : 23"
Levelers : 5
Column Dimensions : 3"
Mounting Plate : 12"x12"

Model # : Z14-22H
Weight : 37lbs
Height : 40.75"
Base Plate : 23"
Levelers : 5
Column Dimensions : 3"
Mounting Plate : 12"x12"









Model # : Z14-28D
Weight : 66lbs
Height : 28.75"
Base Plate : 30"
Levelers : 5
Column Dimensions : 4"
Mounting Plate : 24"x24"



Model #: CA28-34D
Weight : 51lbs
Height : 28.75"
Floor Spread : 24"
Corner to Corner Floor Spread : 34"
Levelers : 4
Tabletop Mounting Surface : 20"x20"
Umbrella Hole : 1.5"

*All cast iron bases are manufactured
with a black powder coat finish.
B10 & Z14 = Semi-Gloss CA = Matte-Black*

Cast Iron Base Recommendations

Key J&D = Dining Height H = Bar Height								
Size	B10-0522J	B10-0522H	Z14-22D	Z14-22H	Z14-28D	CA18-24D	CA18-27H	CA28-34D
24" x 24"			1 ea	1 ea		1 ea	1 ea	
24" x 30"			1 ea	1 ea		1 ea	1 ea	1 ea (Umb)
30" x 30"			1 ea	1 ea		1 ea	1 ea	1 ea (Umb)
30" x 42"	2 ea	2 ea					2 ea	1 ea
30" x 48"	2 ea	2 ea					2 ea	1 ea
30" x 60"	2 ea	2 ea	2 ea	2 ea		2 ea	2 ea	
30" x 72"	2 ea	2 ea	2 ea	2 ea		2 ea	2 ea	
36" x 36"			1 ea			1 ea	1 ea	1 ea (Umb)
42" x 42"	2 ea	2 ea			1 ea			1 ea
24" Rd			1 ea	1 ea		1 ea		
30" Rd			1 ea	1 ea		1 ea	1 ea	
36" Rd			1 ea	1 ea		1 ea	1 ea	1 ea (Umb)
42" Rd	2 ea	2 ea			1 ea			1 ea
48" Rd	3 ea	3 ea			1 ea			1 ea
54" Rd	3 ea	3 ea			1 ea			1 ea

Stainless Steel Base Specifications

SS14 Series

Model # : SS14-17D
Weight : 30lbs
Height : 28.75"
Base Plate : 17"
Levelers : 5
Column Dimensions : 3"
Mounting Plate : 12"x12"

Model # : SS14-17H
Weight : 32lbs
Height : 40.75"
Base Plate : 17"
Levelers : 5
Column Dimensions : 3"
Mounting Plate : 12"x12"



Model # : SS14-23D
Weight : 50lbs
Height : 28.75"
Base Plate : 23"
Levelers : 5
Column Dimensions : 3"
Mounting Plate : 12"x12"

Model # : SS14-23H
Weight : 52lbs
Height : 40.75"
Base Plate : 23"
Levelers : 5
Column Dimensions : 3"
Mounting Plate : 12"x12"

Model # : SS14-28D
Weight : 80lbs
Height : 28.75"
Base Plate : 28"
Levelers : 5
Column Dimensions : 6"
Mounting Plate : 24x24"

*All stainless bases are manufactured from
#304 grade stainless steel.*

SS14 & SS15 = Polished SS05 = Brushed

SS05 Series

Model # : SS05-17D
Weight : 35lbs
Height : 28.75"
Base Plate : 17"x17"
Base Plate Corner to Corner : 27"
Levelers : 4
Column Dimensions : 3"
Mounting Plate : 12"x12"



Model # : SS05-17H
Weight : 39lbs
Height : 40.75"
Base Plate : 17"x17"
Base Plate Corner to Corner : 27"
Levelers : 4
Column Dimensions : 3"
Mounting Plate : 12"x12"

Model # : SS05-23D
Weight : 62lbs
Height : 28.75"
Base Plate : 23"x23"
Base Plate Corner to Corner : 33"
Levelers : 4
Column Dimensions : 3"
Mounting Plate : 12"x12"

Model # : SS05-23H
Weight : 64lbs
Height : 40.75"
Base Plate : 23"x23"
Base Plate Corner to Corner : 33"
Levelers : 4
Column Dimensions : 3"
Mounting Plate : 12"x12"











SS15 Series

Model # : SS15-7D
Weight : 18lbs
Height : 28.75"
Base Plate : 7"
Levelers : 0 (Floor Mount)
Column Dimensions : 3"
Mounting Plate : 12"x12"



Model # : SS15-7H
Weight : 20lbs
Height : 40.75"
Base Plate : 7"
Levelers : 0 (Floor Mount)
Column Dimensions : 3"
Mounting Plate : 12"x12"

Stainless Steel Base Recommendations

Key J&D = Dining Height H = Bar Height											
Size	SS14-17D	SS14-17H	SS14-23D	SS14-23H	SS14-28D	SS15-7D	SS15-7H	SS05-17D	SS05-17H	SS05-23D	SS05-23H
24" x 24"	1 ea	1 ea				1 ea	1 ea	1 ea	1 ea		
24" x 30"	1 ea			1 ea		1 ea	1 ea	1 ea	1 ea		
30" x 30"	1 ea			1 ea		1 ea	1 ea	1 ea	1 ea		
30" x 42"	2 ea	2 ea	1 ea			2 ea	2 ea	2 ea	2 ea	1 ea	
30" x 48"	2 ea	2 ea	1 ea			2 ea	2 ea	2 ea	2 ea	1 ea	
30" x 60"	2 ea	2 ea				2 ea	2 ea	2 ea	2 ea		
30" x 72"	2 ea	2 ea				2 ea	2 ea	2 ea	2 ea		
36" x 36"			1 ea	1 ea		1 ea	1 ea			1 ea	1 ea
42" x 42"	2 ea	2 ea			1 ea	2 ea	2 ea		2 ea	1 ea	
24" Rd	1 ea	1 ea				1 ea	1 ea	1 ea	1 ea		
30" Rd	1 ea			1 ea		1 ea	1 ea	1 ea	1 ea		
36" Rd			1 ea	1 ea		1 ea	1 ea	1 ea			1 ea
42" Rd			1 ea	1 ea		2 ea	2 ea			1 ea	1 ea
48" Rd					1 ea	3 ea	3 ea	2 ea	2 ea		
54" Rd					1 ea	3 ea	3 ea	2 ea	2 ea		



Art Marble Furniture
2020 - 2021

www.ArtMarbleFurniture.com
sales@ArtMarbleFurniture.com
866-400-1688

PO Box 413208 Kansas City, MO 64108